



Flexible Water Heater & Softener Connectors

Stainless Steel Corrugated Water Heater Connector with Ball Valve



Part number	Description	Qty
SS3068FLEX18BV	1/2 in. x 3/4 in. FIP, 18 in.	12
SS3088FLEX18BV	3/4 in. x 3/4 in. FIP, 18 in.	12

Stainless Steel Corrugated Water Heater Connector Kit



Kit contains one 3/4 in. FIP x 3/4 in. SB x 18 in. hose, one 3/4 in. FIP x 3/4 in. SB ball valve x 18 in. hose, and one 3/4 in. disconnect clip

Part number	Description	Qty
24680	Kit	3

Stainless Steel Braided Water Coupling Hose



Part number	Description	Qty
U3008FLEX18LF	1/2 in. x 1/2 in., 18 in.	12
U3016FLEX18LF	3/4 in. x 3/4 in., 18 in.	12

Stainless Steel Braided Water Softener Connector



Part number	Description	Qty
U3086FLEX24LF	3/4 in. x 1 in. FIP, 24 in.	6

Stops & Fixture Supply Fittings

Wide range of supply stops for connecting fixtures and appliances. Used to control and shutoff water flow for maintenance and repair. Compatible with PEX, copper, CPVC, and PE-RT pipe and ideal for working in tight spaces.

Angle Stop



Part number	Description	Qty
23036-0000LF	1/2 in. x 3/8 in. Compression	12
24731LF	1/2 in. x 3/8 in. Compression Loose Key	6
23048-0000LF	1/2 in. x 1/4 in. (3/8 in. OD)	6
24733LF	1/2 in. x 1/4 in. (3/8 in. OD) Loose Key	6
23336-0000LF	1/2 in. x 1/4 in. Compression	6
24946	1/2 in. x 1/2 in. MIP	6

Brushed Nickel Angle Stop




Part number	Description	Qty
23036LFBN	1/2 in. X 3/8 in. Compression	1

Straight Stop



Part number	Description	Qty
23037-0000LF	1/2 in. x 3/8 in. Compression	12
24732LF	1/2 in. x 3/8 in. Compression Loose Key	6
23049-0000LF	1/2 in. x 1/4 in. (3/8 in. OD)	6
24734LF	1/2 in. x 1/4 in. (3/8 in. OD) Loose Key	6
23337-0000LF	1/2 in. x 1/4 in. Compression	6
24947	1/2 in. x 1/2 in. MIP	6

Tee Stop



Part number	Description	Qty
24983	1/2 in. x 1/2 in. x 1/4 in. Compression	6
24984	1/2 in. x 1/2 in. x 3/8 in. Compression	6
24985	3/4 in. x 3/4 in. x 1/4 in. Compression	6
24986	3/4 in. x 3/4 in. x 3/8 in. Compression	6
24987	1/2 in. x 1/2 in. x 1/4 in. (3/8 in. OD)	6

Dual Outlet Stop



Part number	Description	Qty
25558LF	1/2 in. Angle Stop x 3/8 in. x 3/8 in. OD Comp Dual Outlet Stop	6

Dual Shut Off Angle Stop



Part number	Description	Qty
SBDS123838	1/2 in. X 3/8 in. Compression X 3/8 in. Compression	1
SBDS123814	1/2 in. X 3/8 in. Compression X 1/4 in. Compression	1